

# MONTHLY VIEWPOINT

OUR CURRENT VIEW ON INVESTMENTS AND THE ECONOMY

APRIL 2026








## BIG THOUGHT

As New York Yankee legend Yogi Berra famously said, “it’s tough to make predictions, especially about the future.” With that being said here is our attempt at predicting the future.

- Post the war in Iran crude oil will settle in at a price level higher than it was prewar for the foreseeable future
- Many countries will more actively stockpile a variety of commodities
- Corporate earnings will be higher in 2026 than 2025 and even higher still in 2027
- There will be another 5%+ correction in the next 12 months
- The catalyst for the next major bear market will be something few are talking about

Only time will tell if these predictions prove true. However, we are confident that while the actual events in the months and years ahead will be different than in the past, the market’s and investors’ reaction to them will be the same. There will be periods of fear and greed. While that is difficult to fully eliminate, it can be significantly reduced by focusing on the basics: a truly diversified portfolio, an emphasis on high quality, a willingness to view cash as an opportunistic asset, and maintaining a long-term focus.

## DASHBOARD

-  TREND
-  VALUATION
-  SENTIMENT
-  ECONOMY
-  CREDIT

## BULLISH

- Sentiment has cooled from higher levels
- Stock valuations closer to historical norms
- Double digit earnings growth expected in 2026
- Corporate profit margins are strong
- U.S. has ample supplies of oil and natural gas

## BEARISH

- Iran war causing substantially higher fuel costs
- Supply chain challenges due to Strait of Hormuz closure
- China relations and risk of attack on Taiwan
- Risk of commodity stockpiling increasing inflation
- Fed unlikely to cut rates soon

# MONTHLY VIEWPOINT

OUR CURRENT VIEW ON INVESTMENTS AND THE ECONOMY

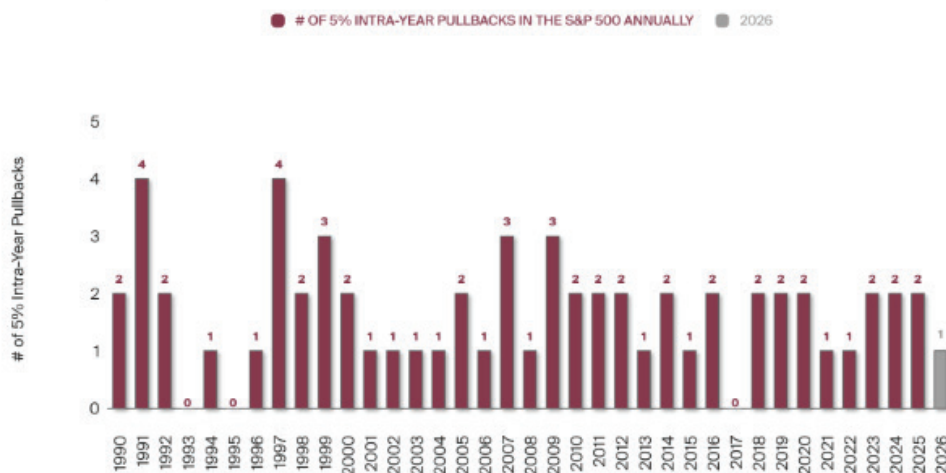
APRIL 2026



## CHART OF THE MONTH

### 5% intra-year pullbacks have been historically common

# of 5% Intra-Year Pullbacks in the S&P 500 annually  
Since 1990, 2026 is year to-date.



Source: © Exhibit A, FactSet Research Systems Inc., Standard & Poor's | Latest: 2026-03-22

Market volatility has picked up this year, but that should be viewed as entirely normal. The nearby chart shows that over the past 37 years, only 3 years avoided a pullback of at least 5%. Many years had multiple 5% pullbacks. Even corrections of 10% or more happen in most years.

These periods are never enjoyable, in part because they almost always coincide with no shortage of scary headlines. But rather than a source of concern, investors are better served viewing volatility as an opportunity. It helps reset market sentiment and valuations and allows cash to be deployed at more attractive prices.

## GREG TOWNER, CFA, CMT

CHIEF INVESTMENT OFFICER

Mr. Towner has worked in the investment industry since 1999 and received his MBA from the University of Central Florida and BA from the University of Mount Union. At Parallel he oversees the implementation of the firm's overall investment philosophy and is the Senior Portfolio Manager for several strategies. Prior to his current role Mr. Towner was comanager of large cap core and equity income portfolios totaling approximately \$1 billion at Sterling Capital Management. He holds the designations of Chartered Financial Analyst and a Chartered Market Technician.

## BRIAN BOUGHNER, CFA, CMT

PRINCIPAL

Mr. Boughner has worked in the investment industry since 2000 and holds a BS from Florida State University. He is a cofounder of Parallel, a Senior Portfolio Manager for several strategies and has developed the firm's quantitative tools. Prior to Parallel he had extensive experience with U.S. Trust, BB&T Wealth, Royal Bank of Canada (RBC Centura), Amsouth Bank, and Charles Schwab Co. Mr. Boughner holds the designations of Chartered Financial Analyst and Chartered market Technician.

THE INFORMATION PROVIDED IN THIS PRESENTATION SHOULD NOT BE CONSIDERED A RECOMMENDATION TO PURCHASE OR SELL ANY PARTICULAR SECURITY. PARALLEL FINANCIAL RESERVES THE RIGHT TO MODIFY ITS CURRENT INVESTMENT STRATEGIES AND TECHNIQUES BASED ON CHANGING MARKET DYNAMICS OR CLIENT NEEDS. IT SHOULD NOT BE ASSUMED THAT ANY OF THE SECURITIES TRANSACTIONS, HOLDINGS OR SECTORS DISCUSSED WERE OR WILL PROVE TO BE PROFITABLE, OR THAT THE INVESTMENT RECOMMENDATIONS OR DECISIONS WE MAKE IN THE FUTURE WILL BE PROFITABLE. INVESTING INVOLVES THE RISK OF LOSS OF PRINCIPAL. THERE IS NO ASSURANCE THAT ANY SECURITIES, SECTORS OR INDUSTRIES DISCUSSED HEREIN WILL BE INCLUDED IN ALL PORTFOLIOS INVESTED IN THE STRATEGY. CLIENTS HAVE THE ABILITY TO IMPOSE REASONABLE RESTRICTIONS ON THE MANAGEMENT OF THEIR ACCOUNT. YOU SHOULD CONTACT PARALLEL FINANCIAL SHOULD YOUR INVESTMENT OBJECTIVE, TIME HORIZON OR GENERAL FINANCIAL SITUATION CHANGE, OR IF YOU WOULD LIKE TO HAVE A MEETING TO DISCUSS YOUR ACCOUNT. PAST PERFORMANCE IS NO GUARANTEE OF FUTURE RESULTS. THE S&P 500 INDEX IS UNMANAGED AND IT IS COMPRISED OF PRIMARILY LARGE CAPITALIZATION STOCKS. PARALLEL FINANCIAL PARTNERS IS A MEMBER OF FIDUCIARY ALLIANCE, LLC. FIDUCIARY ALLIANCE, LLC IS A REGISTERED INVESTMENT ADVISER. MORE INFORMATION ABOUT THE FIRM CAN BE FOUND IN ITS FORM ADV PART 2, WHICH IS AVAILABLE UPON REQUEST BY CALLING 864-385-7999 OR EMAILING INFO@PARALLELFINANCIAL.COM.